


Quality Products for your Railroad from DALLEE

If it's not shown, visit our web site, call, or write.



Item #1500

HiLine™ Steam Sounds - Full Featured

Featuring:


Exhaust chuff (synchronized or automatic), Whistle, Bell, Cylinder blow down, Blowers, random Air Pumps (select from single stage or compound), and Random Safety Valve. All sounds can be selected to play or not.

STEAM systems feature Whistles from:

B&O, NYC, N&W, PRR Banshee, PRR K-4, PRR T-1, Reading G-3, Reading I-10, and 3 bells to select from. All in one board!

HiLine™ 32 bit Polyphonic Sound Systems

Compatible with All scales and gauges!



Features selectable sounds. Operates with conventional AC, DC, Radio receivers, DCC decoders, and Stationary as well as 1" & larger operators. Requires 8 ohm speaker. Same physical unit for all full featured sound types.

HiLine™ Electric Sound - Full Featured

Item #1520



GG1



AEM-7/ALP44



EP-5

#1520 includes: 8 horns, 4 cooling fans, 4 bells, & brake release. For you to select from in 1 unit!

DD-1 and more!

HiLine™ Diesel Sounds - Full Featured

Item #1510

Featuring:

One sound unit contains 8 DIESEL prime movers with 8 notches, shown below, 10 HORNS, 3 BELLS, brake release & air release (spitters) to select from, a total of over 210 unique combinations. For all types of operators.

Prime movers:

ALCO Switcher,



Alco Road Engine,



Baldwin,



EMD,



Fairbanks Morse,




and two GE's



HiLine™ 32 bit STAMP Sound

Compatible with All scales and gauges!



0.95"w x 1.2" h
x 1/2" h

Selectable Horn/Whistle & Bell. Works with conventional AC, DC, Radio receivers, DCC decoders, and Stationary. Requires 8 ohm speaker.

Item #

Steam:	8 Whistles	6 Bells	1560
Diesel:	10 Horns	3 Bells	1570
Specialty:	9 Horns,	4 Bells	1580

HiLine™ Specialty Sound - Full Featured

Item #1530



Doodlebug



RDC



Speeder



Trackmobile



Galloping Goose



Railbus

#1530 includes: 9 motor sounds (includes 6 shown and 3 more), 9 horns, 4 bells, brake release on/off For you to select from in 1 unit!

YARD MASTER II



Item #2353 - direct response, no momentum

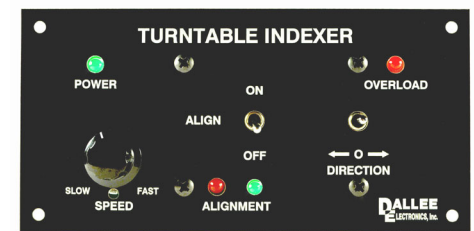
Item #2354 - with momentum

Item #2355 same as #2354 but with remote on/off for automation use.

- Measures: 4.4"l x 2.4"w x 1.2"d
- Electronic overload protection
- DC throttle • 2.5 amps
- Made in U.S.A. • requires AC input power

Turntable Indexer

Item #1700



Battery replacements:



Camera 9v#597
Lionel 9v.....#598
MTH 9v#599
MTH 3v#573



DALLEE

ELECTRONICS, Inc.

From your **D₂** DEALER or DIRECT

established 1976

www.dallee.com

OnLine ordering!

Just type what your looking for into the "search" box!

All orders (U.S.) require a minimum of \$10 s/h/i (PA res + 6% s/s tax)

Catalog \$15, Model RR Wiring Guide \$30, both \$45, or **FREE** from our web site! (incl. postage for continental U.S.A. (U.S. funds only)).

*subject to change w/o notice.


rev 3/25

Dept S, 246 W. Main St., Leola, PA 17540 ph:(717) 661-7041

E-Unit's - for use with ALL MOTOR types

Item #400 - 4 amp

0.95" w x 1.95" l x 0.76" h



Item #614, right angle adapter for use on #400

Item #406 - 6 amp

2.5" w x 2.75" l x 0.5" h



Item #1400 - 12 amp

2.5" w x 1.5" l x 0.9" h



Feature:

- Standard sequence - Forward/Neutral/Reverse/Neutral/Forward
- Instant response, no Relays or Solenoids
- Positive Operation - ignores dirty track
- Quick reset to start position
- Selectable Startup • Optional Lockout

Hostler 2100 - an AC throttle



- Six versions to choose from. Three for standard use and three for display operations. The display operation units have a remote input control to operate the momentum startup/stopping of a train or other item with the simple use of a timed switch (such as the Timer-3, item #507) or other device. The Whistle/Horn and Bell input's are also remotely controlled to facilitate using remote push buttons for the display observers to use as well.
- SPEED, Direction, Whistle/Horn, and Bell controls for the conventional AC operator
- SPEED response contains a fixed momentum.
- Three current ranges: 3, 6, & 12 Amps of AC output power
- LED indicators for Power, Track, and Overload
- Electronic overload protection with auto-reset with a Red LED Overload indicator
- Achieves great slow speed operation from original series motors when using a Dallee or other electronic E-Unit's.
- measures: 7.5" l x 4.5" h x 2" d for panel mounting with four #6 screws
- requires appropriate AC input power
- Made in U.S.A.

Item#	Output amperage
2103.....	3
2106.....	6
2112.....	12

with remote input controls

2104.....	3
2107.....	6
2113.....	12

Simple Installation

Automatic Back-N-Forth with timed stops at ends



Item#	Description
561	DC trains 1 amp, 1 track
562	" 1 amp, 2 track's
563	" 5 amp, 1 track
564	" 5 amp, 2 track's

Automation

Item #	Description
691	Two trains/trolleys on one track
1691	item 691 with momentum start/stop
505	Timer-1, On/Off Timer
506	Timer-2, Dual On/Off Timer
507	Timer-3, Display Timer (Push Button operated)
508	Timer-4 / Back-N-Forth (individual on / off times)
509	Timer-5 - Display Timer (use with Trak-DTRL)

Crossbuck Flasher

Item #367



Adjustable flash rate.

2.5 amps per lamp/led output!

LED Headlight Kits

Contains all the parts to make two, flicker free, super bright, headlights utilizing our Incandescent LED's operating on up to 18v.



LED Lighting, regulated

Cool, low power, high Intensity, regulated LED lighting strips. Fit HO and larger. Adjustable length from 2" to 18", depending on unit selected, only 1/2" wide! Variable intensity. Your lights will remain constant with changes in track voltage above the minimum threshold. Illuminate your cars to the intensity and hue desired. Dim for sleepers, bright for coaches. ALL types of input power below 30 volts AC, DC, DCC. Add super a cap, item #559, to the board and obtain up to 30 seconds of lighting after power is removed. Use to illuminate buildings, roundhouse, train stations, glass show cases, marquis, etc. Many applications! Coaches shown below utilize these lighting strips.

Silhouettes available for "S" gauge cars.



Set of 5 #960963



New Haven 650's & 950's with two seating arrangements available.
#650950 & #655955

Aluminum car silhouettes! #660661 coach shown.



entire series of 600's & 900's Pullman's available!



Coach #652652


Observation #652654

Signaling & Automation Components

Detection that works with any track power, DC, DCC, AC, TMCC, and DCS, without interfering with the track power/signal! Some shown below:




TRAK-DTRL #566
DeTector Resettable Latch!
Remembers it's state w/o power.



MO-1 #567
Momentum control of starts / stops

Auto Reverse Loops for 2 rail AC (Am Flyer) and DCC operators with AC powered switch machines



#90695

Auto Reverse Loop relay

