

LocoMatic™ Sound & Control system for 'O' gauge and 'S' gauge operators.

Powers permag and series motors, up to 3 amperes. Can be used with AC or DC* track power.

Type 3 unit shown, measures 4.5"l x 1.25"w x 0.8"h

New, Smaller Version!



Lighting outputs for headlights, markers, cab, interior, etc.. All lighting is set for a 5 volt constant output. Seven controlled via the microcontroller, or as an option* six can be controlled by you the user! Two miniature 5 volt lamps included. LED's with resistors may be used. **Contains all motor power and control with sound on one main board with remote board for Volume and option selction.**

*optional operation requires LocoMatic™ Controller.

DALLEE

ELECTRONICS, Inc.

246 W. Main St. Leola, PA 17540

(717) 661-7041

www.dallee.com

updated: 10/01

Volume & option selector

board has 8" of wire that connects to the main board, mounts with double sided tape or screws. It's small size of 0.8" (13/16") x 0.6" (39/64") allows mounting in tight places.



Choose from various Diesel prime mover sounds and Horns, Electric's, or Steam locomotive main line or yard sounds with various Whistles. See our web site or catalog for full details.

LocoMatic™ Controller - Item #755\$ 49.95°

LocoMatic™ Sound/Control 3 amp Systems (shown)\$119.95°

LocoMatic™ Sound/Control 4 amp Systems\$139.95°


#501 dual relay board.....\$20.00° #502 Atlas coil couplers\$20.00°

°plus 6% PA sales tax (PA res.), and \$8 s/h min. Prices subject to change w/o notice.





Installs in an AF GP7 or other diesel locomotive with series AC motors or DC motors.

Installs with ease in an AF or other Steam Locomotive



Optional synchronized chuff input for Steam Locomotives

Installs in Atlas O switcher with ease! Requires coil coupler option board #501 and coil couplers #502 .



Coil coupler option requires adding board #501.

Sequence Features

Three modes of motor sequence operation

Mode 1 - standard track power interrupt with optional start selections.

Mode 2 - standard track power using the the LocoMatic™ Controller to set direction.

When operating in mode 1 or mode 2, the locomotive can be set to a stop by merely pressing the "slowdown", for a momentum slowdown to a stop or the "stop" button for an instant stop, on the control unit. To resume a direction, merely selecting "Forward" or "Reverse" on the LocoMatic™ Controller will start the locomotive, with momentum, to the set track voltage speed.

Mode 3 - with the full featured LocoMatic™ Mode selected, fixed voltage of 15 to 18 volts AC, is placed on the track and by using the LocoMatic™ Command Controller motor speed and direction is performed with a simple button selection. When operating in this mode all of the car lights are at full illumination. Lighted cars will require a choke to be wired in series with the power pickup for proper operation.

Standard system features

operates with standard Whistle / Bell control buttons in addition to the LocoMatic™ Controller buttons.

selectable start direction with lockout features.

selectable coil lockout operation (*coil couplers require item#501).

selectable direction control - with one switch! All of the normal forward settings become reverse! This way simple A-A operation can be achieved without rewiring your locomotive.

automatic momentum startup - prevents extra stress on the locomotives drive and the electronics.

solid state power drive capable of handling 3 amperes.

operates series wound and dc permanent magnet motors.

extra features when using the LocoMatic™ Controller

Full direction control with momentum. Select from "Forward", "Reverse", "Slowdown", and "Stop".

Override the automatic lighting and marker settings with the simple press of a button. Also restore to automatic.

Press the Horn / Whistle control button and operate without any change in locomotive speed.

Press and release the Bell select button to operate the bell, press it again to turn the bell off. Again without any power loss.

Turn on and off additional lighting.

Turn on and off the main system sounds.

Force full RPM operation of Diesel Locomotives to simulate pulling heavy loads and pumping up the air tanks.

Operate the coil couplers* with the push of a button. One button for each coupler! Simple, no guess operation.